



HEY MEA, I got this car.....

Saab Electronic Throttle Resetting Limp-Home

Resetting the throttle after setting a code P1260, P1261, P1263, P1670 or P1671 is required since the ECU activated the “Limp-Home” mode. To confirm that the throttle body is in the “Limp-Home” mode rotate the throttle cable holder (see Fig.1). If the throttle plates open then it is in “Limp-Home” mode. To reset the throttle body you are instructed to turn the ignition switch on, clear all codes, then turn off the ignition switch. Then you are instructed to move the inner cam pawl (see Fig.3) opposite the direction of throttle rotation. This is achieved by moving a spring into the reset position. Here is a picture of the spring in the Limp-Home position.




Fig. 1

You can achieve this by moving the spring counter clockwise until the inner cam pawl is released (see Fig 2). If you still cannot move the inner cam pawl counter clockwise try moving the spring a little further...



Fig.2

Now you can move the inner cam pawl counter clockwise. Push the inner cam pawl with a screwdriver until you here a click (see Fig 3). The click will be the ramp on the inner cam pawl locking into the Limp-Home solenoid.





Fig. 3

You can now let go of the spring. This photo (Fig.4) shows the ramp of the inner cam pawl has already pushed back the lever of the Limp-Home solenoid.



This is what the throttle should look like when is it **out** of "Limp-Home" mode in its normal position. To confirm the procedure once again rotate the throttle cable holder, the throttle plates should not move.




Fig. 5

Ira Waldman is a Hotline Technician and Instructor at MEA. MEA's Hotline receives over 250 calls per day from technicians with electrical, driveability and emissions problems. Hotline calls are backed by an on-site troubleshooting van as well as award-winning training courses. For more information, contact MEA at 973-761-7420.

www.MEAtraining.com